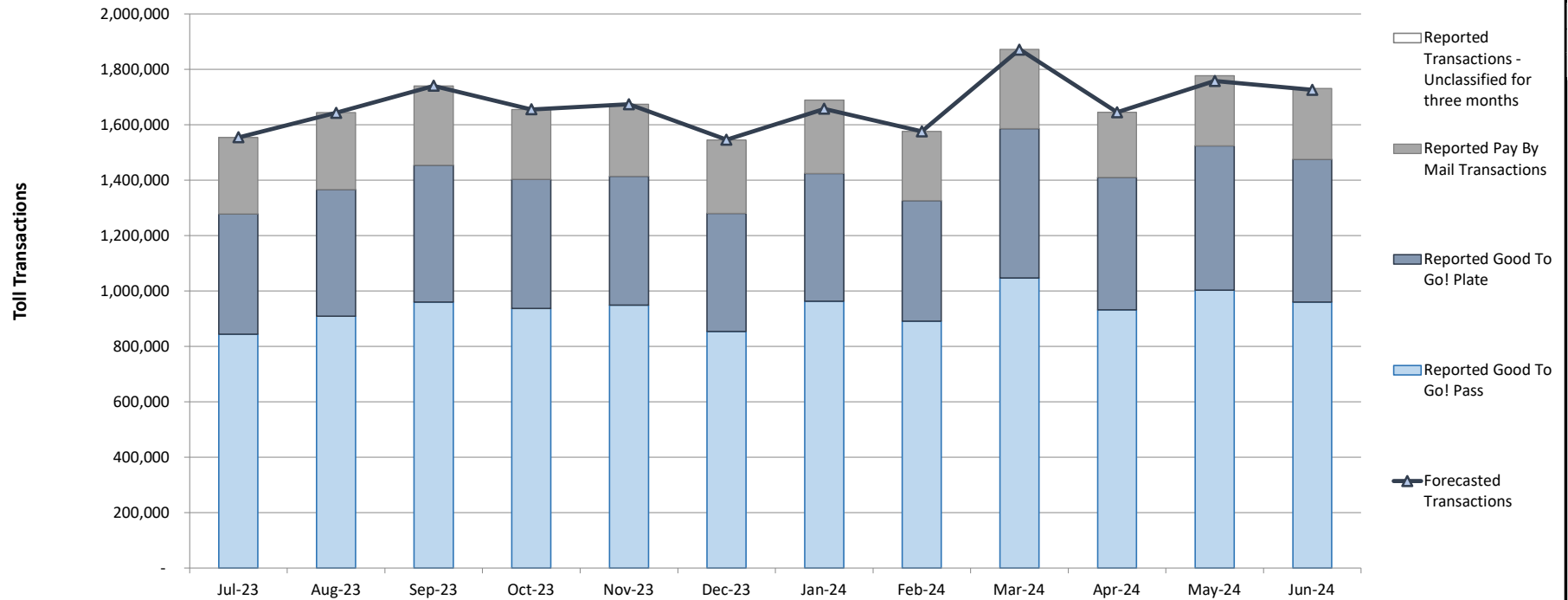


SR 520 Forecasted and Reported Toll Traffic - Fiscal Year 2024 Updated 11/1/2024

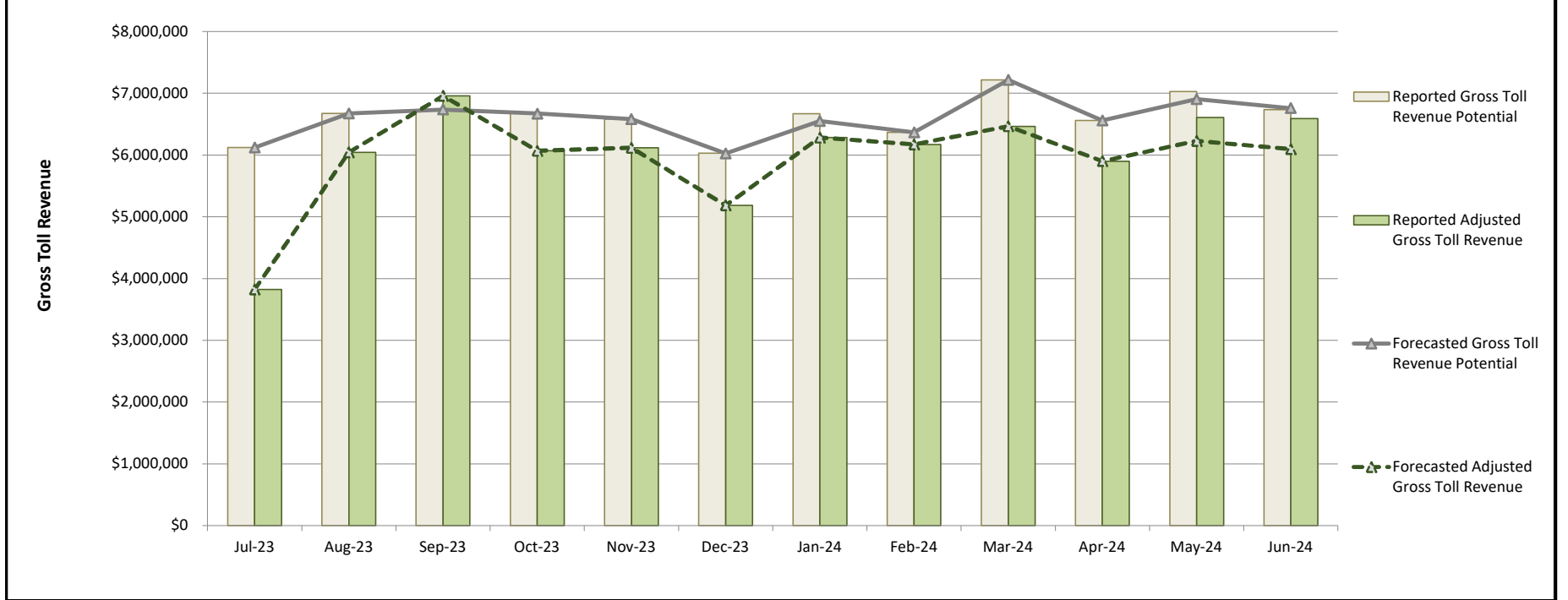
TOLL TRANSACTIONS		Jul-23	Aug-23	Sep-23	Oct-23	Nov-23	Dec-23	Jan-24	Feb-24	Mar-24	Apr-24	May-24	Jun-24	Fiscal Year To Date	Annual Total ⁵
Weekend Closure Days ¹	Forecasted	3.63	4.00	0.42	4.00	-	2.00	-	2.00	-	2.00	2.00	2.00	22.04	22.04
	Reported	3.63	4.00	0.42	4.00	-	2.00	-	2.00	-	2.00	2.00	2.00	22.04	22.04
Weeknight Closures ²	Forecasted	1.50	2.00	2.33	2.75	-	0.83	-	1.00	-	1.17	1.00	1.00	13.58	13.58
	Reported	1.50	2.00	2.33	2.75	-	0.83	-	1.00	-	1.17	1.00	1.00	13.58	13.58
Forecasted Transactions ³		1,554,326	1,642,588	1,740,216	1,655,382	1,673,589	1,545,684	1,657,154	1,576,138	1,871,547	1,645,150	1,758,000	1,726,000	20,045,774	20,046,000
Reported Transactions ⁴		1,554,156	1,643,913	1,739,838	1,655,267	1,673,585	1,545,684	1,689,402	1,576,132	1,872,292	1,644,741	1,776,489	1,730,534	20,102,033	20,102,033
Variance From Forecast		(170)	1,325	(378)	(115)	(4)	-	32,248	(6)	745	(409)	18,489	4,534	56,259	56,259
Variance - % Change		(0.0%)	0.1%	(0.0%)	(0.0%)	(0.0%)	-	1.9%	(0.0%)	0.0%	(0.0%)	1.1%	0.3%	0.3%	0.3%
Reported Good To Go! Pass		54.3%	55.3%	55.1%	56.6%	56.7%	55.2%	57.0%	56.5%	55.9%	56.7%	56.5%	55.4%	55.9%	55.2%
Reported Good To Go! Plate		27.9%	27.8%	28.4%	28.2%	27.8%	27.6%	27.3%	27.6%	28.8%	29.0%	29.3%	29.8%	28.3%	24.4%
Reported Pay By Mail		17.8%	16.9%	16.4%	15.2%	15.5%	17.2%	15.7%	15.9%	15.3%	14.3%	14.2%	14.8%	15.7%	20.4%



- Notes:**
- 1 Forecasted weekend construction related closures as provided by the WSDOT - June 2024 TRFC Forecast. A value of 1.0 represents a 24 hour (12 AM to 12 AM) two-way weekend closure of SR 520.
 - 2 Forecasted weekday night construction related closures as provided by the WSDOT - June 2024 TRFC Forecast. A value of 1.0 represents a 6 hour (11 PM to 5 AM) two-way weekday night closure of SR 520.
 - 3 Values based on the WSDOT - June 2024 TRFC Forecast.
 - 4 Reported values are based on total monthly transactions adjusted for non-revenue and duplicate transactions.
 - 5 Payment split percentages provided in the Annual Total column represent forecasted payment splits for FY2024 based on the WSDOT - June 2024 TRFC Forecast.

SR 520 Forecasted and Reported Gross Toll Revenue - Fiscal Year 2024 Updated 11/1/2024

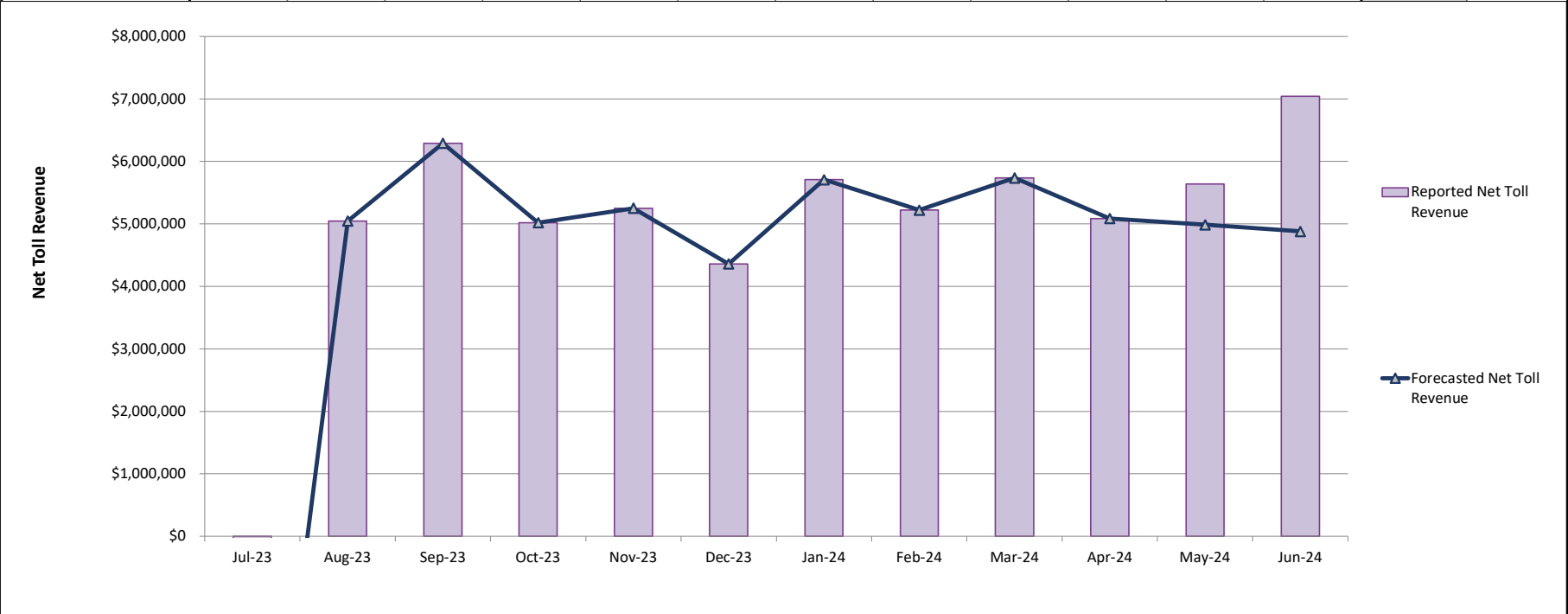
GROSS TOLL REVENUE		Jul-23	Aug-23	Sep-23	Oct-23	Nov-23	Dec-23	Jan-24	Feb-24	Mar-24	Apr-24	May-24	Jun-24	Fiscal Year To Date	Annual Total
Weekend Closure Days ¹	Forecasted	3.63	4.00	0.42	4.00	-	2.00	-	2.00	-	2.00	2.00	2.00	22.04	22.04
	Reported	3.63	4.00	0.42	4.00	-	2.00	-	2.00	-	2.00	2.00	2.00	22.04	22.04
Weeknight Closures ²	Forecasted	1.50	2.00	2.33	2.75	-	0.83	-	1.00	-	1.17	1.00	1.00	13.58	13.58
	Reported	1.50	2.00	2.33	2.75	-	0.83	-	1.00	-	1.17	1.00	1.00	13.58	13.58
Forecasted Potential ³		\$6,121,495	\$6,673,351	\$6,734,828	\$6,669,194	\$6,579,093	\$6,025,223	\$6,549,124	\$6,364,827	\$7,214,091	\$6,558,714	\$6,904,000	\$6,757,000	\$79,150,939	\$79,151,000
Reported Potential ⁴		\$6,121,495	\$6,673,351	\$6,734,828	\$6,669,194	\$6,579,093	\$6,025,223	\$6,666,100	\$6,364,827	\$7,214,091	\$6,558,714	\$7,028,388	\$6,730,842	\$79,366,145	\$79,366,145
Variance From Forecast		\$0	\$0	\$0	\$0	\$0	\$0	\$116,977	\$0	\$0	\$0	\$124,388	-\$26,158	\$215,206	\$215,206
Variance - % Change		-	-	-	-	-	-	1.8%	-	-	-	1.8%	(0.4%)	0.3%	0.3%
Forecasted Adjusted ⁵		\$3,821,377	\$6,041,314	\$6,955,514	\$6,066,932	\$6,114,568	\$5,183,347	\$6,281,235	\$6,169,830	\$6,464,552	\$5,898,933	\$6,226,000	\$6,093,000	\$71,316,603	\$71,317,000
Reported Adjusted ⁶		\$3,821,377	\$6,041,314	\$6,955,514	\$6,066,932	\$6,114,568	\$5,183,347	\$6,281,235	\$6,169,830	\$6,464,552	\$5,898,933	\$6,607,432	\$6,587,708	\$72,192,743	\$72,192,743
Variance From Forecast		\$0	\$0	\$0	\$0	\$0	\$0	\$0	\$0	\$0	\$0	\$381,432	\$494,708	\$876,140	\$876,140
Variance - % Change		-	-	-	-	-	-	-	-	-	-	6.1%	8.1%	1.2%	1.2%



- Notes:**
- Forecasted weekend construction related closures as provided by the WSDOT - June 2024 TRFC Forecast. A value of 1.0 represents a 24 hour (12 AM to 12 AM) two-way weekend closure of SR 520.
 - Forecasted weekday night construction related closures as provided by the WSDOT - June 2024 TRFC Forecast. A value of 1.0 represents a 6 hour (11 PM to 5 AM) two-way weekday night closure of SR 520.
 - Values based on the WSDOT - June 2024 TRFC Forecast.
 - Reported values are based on adjusted monthly revenue from toll division reports.
 - Values based on the WSDOT - June 2024 TRFC Forecast. The forecasted adjusted gross toll revenue equals the gross toll revenue potential minus the adjustments, modified on the actual payment splits
 - Reported adjusted gross toll revenue corresponds to "tolling revenue" values reported in WSDOT annual financial statements. Values may change to align with year-end reports.

SR 520 Forecasted and Reported Net Toll Revenue - Fiscal Year 2024
Updated 11/1/2024

NET TOLL REVENUE	Jul-23	Aug-23	Sep-23	Oct-23	Nov-23	Dec-23	Jan-24	Feb-24	Mar-24	Apr-24	May-24	Jun-24	Fiscal Year To Date	Annual Total
Forecasted Net Revenue ¹	(\$6,902,106)	\$5,046,247	\$6,291,044	\$5,020,679	\$5,251,409	\$4,357,799	\$5,707,447	\$5,221,615	\$5,734,481	\$5,087,150	\$4,986,000	\$4,879,000	\$50,680,765	\$50,681,000
Reported Net Revenue ²	(\$6,902,106)	\$5,046,247	\$6,291,044	\$5,020,679	\$5,251,409	\$4,357,799	\$5,707,447	\$5,221,615	\$5,734,481	\$5,087,150	\$5,640,824	\$7,043,325	\$53,499,913	\$53,499,913
Variance From Forecast	\$0	\$0	\$0	\$0	\$0	\$0	\$0	\$0	\$0	\$0	\$654,824	\$2,164,325	\$2,819,149	\$2,819,149
Variance - % Change	-	-	-	-	-	-	-	-	-	-	13.1%	44.4%	5.6%	5.6%



Notes: 1 Values based on the SR 520 June 2024 Net Revenue Forecast .
2 Reported net toll revenue prior to adjustments for payment of deferred sales tax, debt service, periodic facility repair & replacement costs and periodic toll equipment and customer service center repair & replacement costs. Values may be subject to change to align with year-end reports.