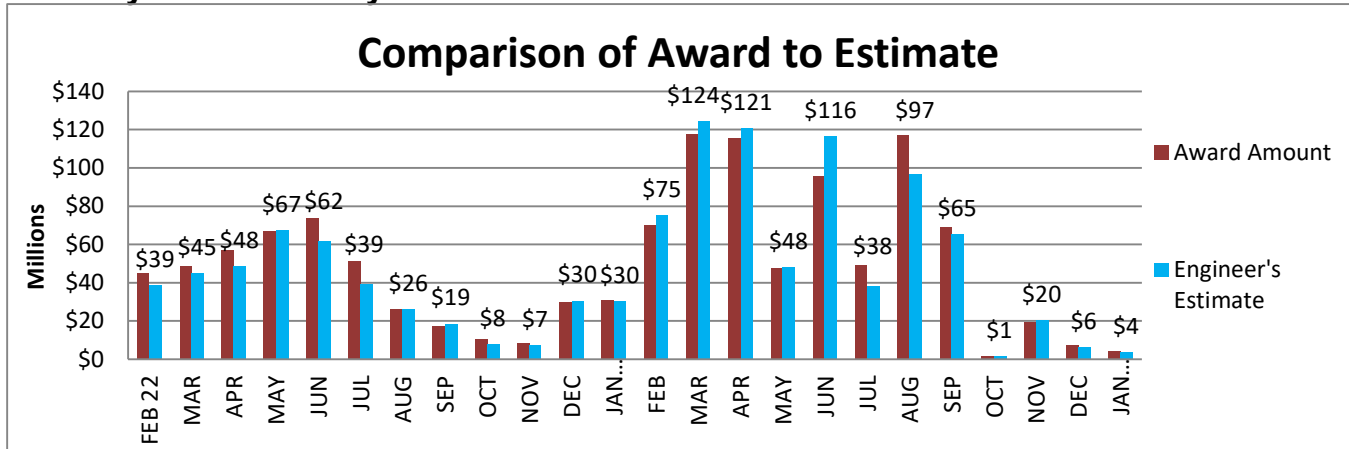


# Awarded Design Bid-Build Contracts: Award to Estimate with Average Number of Bidders by Month

## February 2022 - January 2024



Month	Average Number of Bidders	Number of Projects	Engineer's Estimate	Contract Award Amount	Percent Difference Between Estimate and Award
February 22	4	6	\$38,553,756.00	\$45,096,911.00	17.0%
March	3	12	\$44,671,237.00	\$48,547,539.00	8.0%
April	3	12	\$48,412,332.00	\$56,825,919.00	17.4%
May	3	11	\$67,123,435.00	\$66,779,036.00	-0.5%
*# June	3	20	\$60,590,380.00	\$72,586,258.00	19.8%
**June	5	1	\$249,464,179.00	\$285,464,518.00	14.5%
*#July	2	11	\$39,100,128.00	\$51,012,390.00	30.5%
August	4	5	\$26,207,213.00	\$25,859,593.00	-1.3%
September	4	6	\$17,153,854.00	\$18,556,759.00	-7.6%
October	5	2	\$7,677,144.00	\$10,528,722.00	37.1%
November	3	6	\$7,324,685.00	\$8,291,782.00	13.2%
December	4	11	\$30,414,979.00	\$29,651,362.00	-2.5%
January 23	3	8	\$30,848,509.96	\$30,266,108.40	1.9%
February	6	11	\$75,269,637.35	\$70,138,448.49	-6.8%
March	3	11	\$124,371,805.32	\$117,384,615.04	-5.6%
April	3	11	\$120,736,623.72	\$115,718,663.30	-4.2%
May	3	12	\$47,994,846.74	\$47,368,653.66	-1.3%
June	3	10	\$116,327,463.33	\$95,531,785.20	-17.8%
July	3	14	\$38,200,647.00	\$49,030,983.00	28.4%
August	3	8	\$96,569,007.76	\$117,084,712.75	21.2%
September	3	5	\$69,149,363.85	\$65,451,282.95	5.7%
October	9	1	\$1,394,219.00	\$1,432,649.00	2.8%
November	4	3	\$19,388,784.47	\$20,355,533.25	5.0%
December	2	2	\$6,294,800.26	\$7,186,377.00	14.2%
January 24	9	1	\$3,656,341.00	\$3,656,341.00	15.86%

\*Some data not available in CCIS

\*# Data updated after CCIS updated

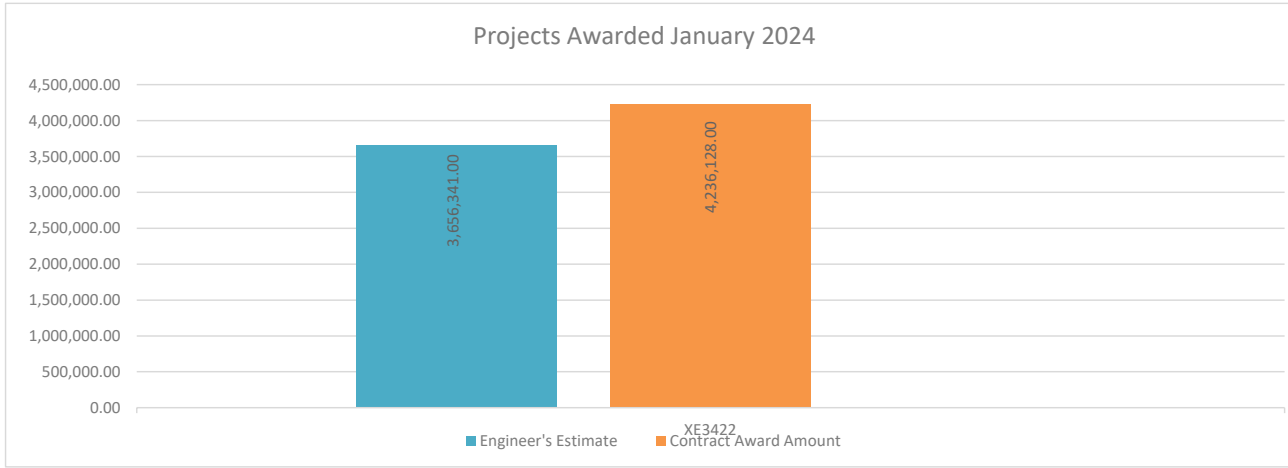
\*\*Also opened in June 2022: Contract 9786 Cabin Cr I/C to West Easton I/C Phase 3 Add Lanes and Wildlife Bridges.

Note: Does not include Design Build, Emergency Contracts, On-Call, Single Source or Region Level Small Works Projects

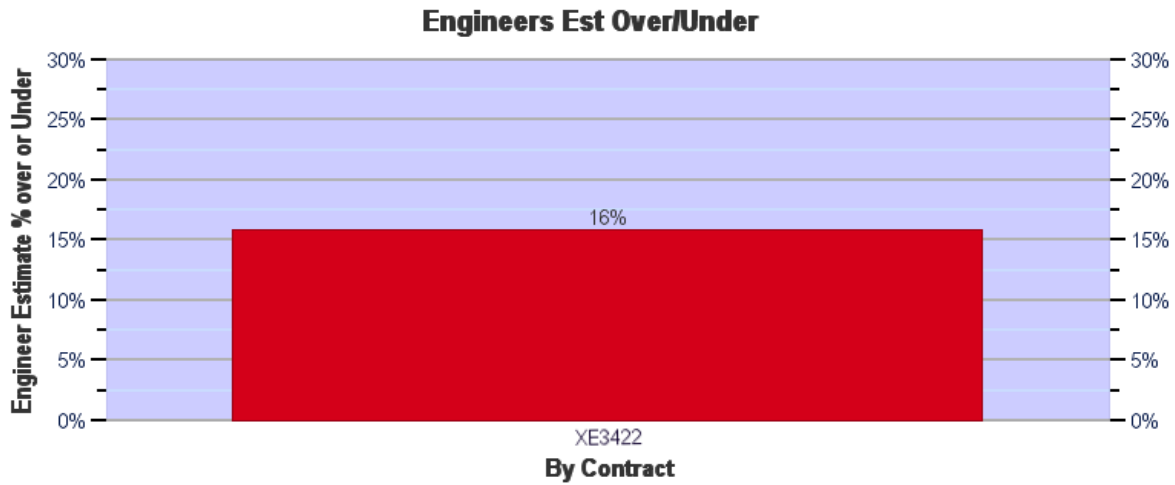


For more information, please contact Kari Beardslee from the WSDOT Design Office at kari.beardslee@wsdot.wa.gov

## Monthly Award to Estimate Comparison January 2024



Contract Number	Title	Award Date	Number of Bidders	Engineer's Estimate	Contract Award Amount	Over / Under Percent
XE3422	Sr 202, Sammamish Creek Fish Passage	1/23/2024	9	3,656,341.00	4,236,128.00	15.86%



\*Awarded but not shown on Projects Awarded graph  
 Note: Does not include Design Build, Emergency Contracts, On-Call, Single Source or Region Level Small Works Projects

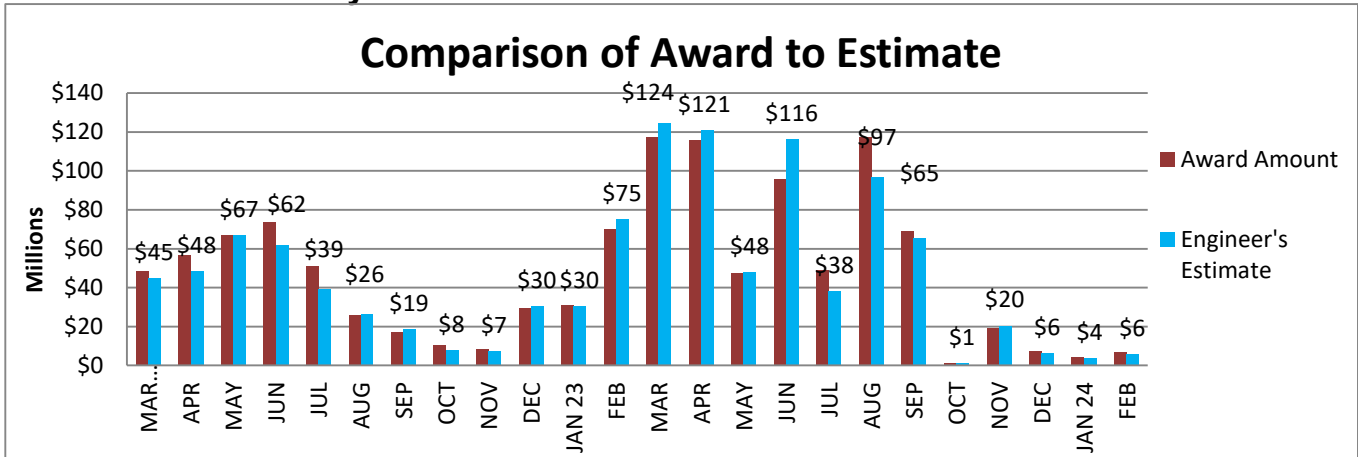


**Washington State  
 Department of Transportation**

For more information, please contact Kari Beardlee from the WSDOT Design Office at beardsk@wsdot.wa.gov

# Awarded Design Bid-Build Contracts: Award to Estimate with Average Number of Bidders by Month

## March 2022 - February 2024



Month	Average Number of Bidders	Number of Projects	Engineer's Estimate	Contract Award Amount	Percent Difference Between Estimate and Award
March	3	12	\$44,671,237.00	\$48,547,539.00	8.0%
April	3	12	\$48,412,332.00	\$56,825,919.00	17.4%
May	3	11	\$67,123,435.00	\$66,779,036.00	-0.5%
*# June	3	20	\$60,590,380.00	\$72,586,258.00	19.8%
**June	5	1	\$249,464,179.00	\$285,464,518.00	14.5%
*#July	2	11	\$39,100,128.00	\$51,012,390.00	30.5%
August	4	5	\$26,207,213.00	\$25,859,593.00	-1.3%
September	4	6	\$17,153,854.00	\$18,556,759.00	-7.6%
October	5	2	\$7,677,144.00	\$10,528,722.00	37.1%
November	3	6	\$7,324,685.00	\$8,291,782.00	13.2%
December	4	11	\$30,414,979.00	\$29,651,362.00	-2.5%
January 23	3	8	\$30,848,509.96	\$30,266,108.40	1.9%
February	6	11	\$75,269,637.35	\$70,138,448.49	-6.8%
March	3	11	\$124,371,805.32	\$117,384,615.04	-5.6%
April	3	11	\$120,736,623.72	\$115,718,663.30	-4.2%
May	3	12	\$47,994,846.74	\$47,368,653.66	-1.3%
June	3	10	\$116,327,463.33	\$95,531,785.20	-17.8%
July	3	14	\$38,200,647.00	\$49,030,983.00	28.4%
August	3	8	\$96,569,007.76	\$117,084,712.75	21.2%
September	3	5	\$69,149,363.85	\$65,451,282.95	5.7%
October	9	1	\$1,394,219.00	\$1,432,649.00	2.8%
November	4	3	\$19,388,784.47	\$20,355,533.25	5.0%
December	2	2	\$6,294,800.26	\$7,186,377.00	14.2%
January 24	9	1	\$3,656,341.00	\$3,656,341.00	15.86%
February	3	2	\$6,870,071.96	\$5,950,174.83	15.46%

\*Some data not available in CCIS

\*# Data updated after CCIS updated

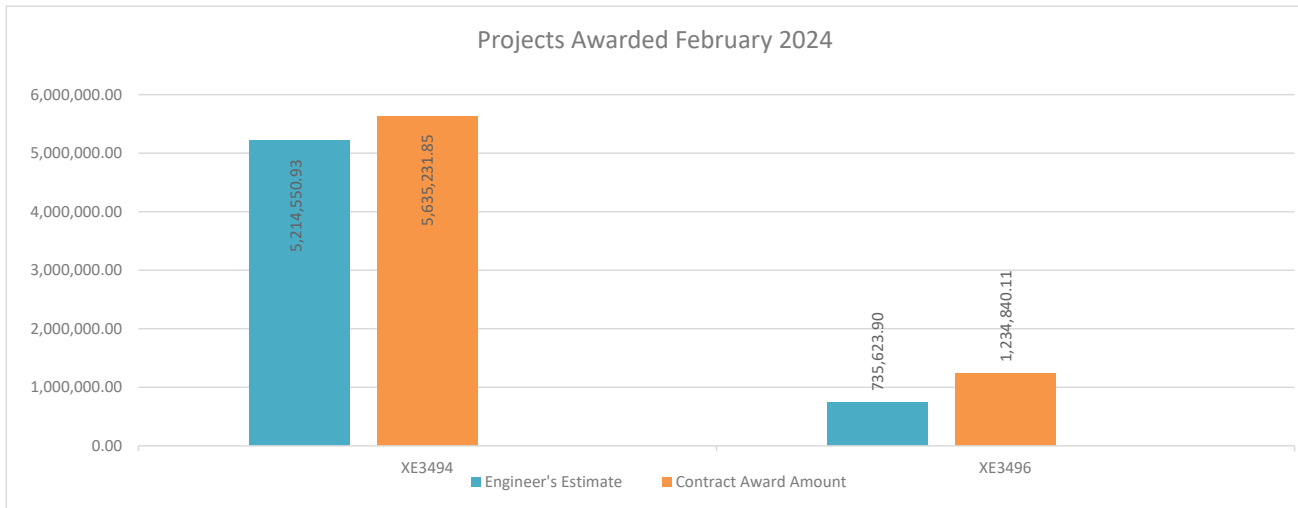
\*\*Also opened in June 2022: Contract 9786 Cabin Cr I/C to West Easton I/C Phase 3 Add Lanes and Wildlife Bridges.

Note: Does not include Design Build, Emergency Contracts, On-Call, Single Source or Region Level Small Works Projects

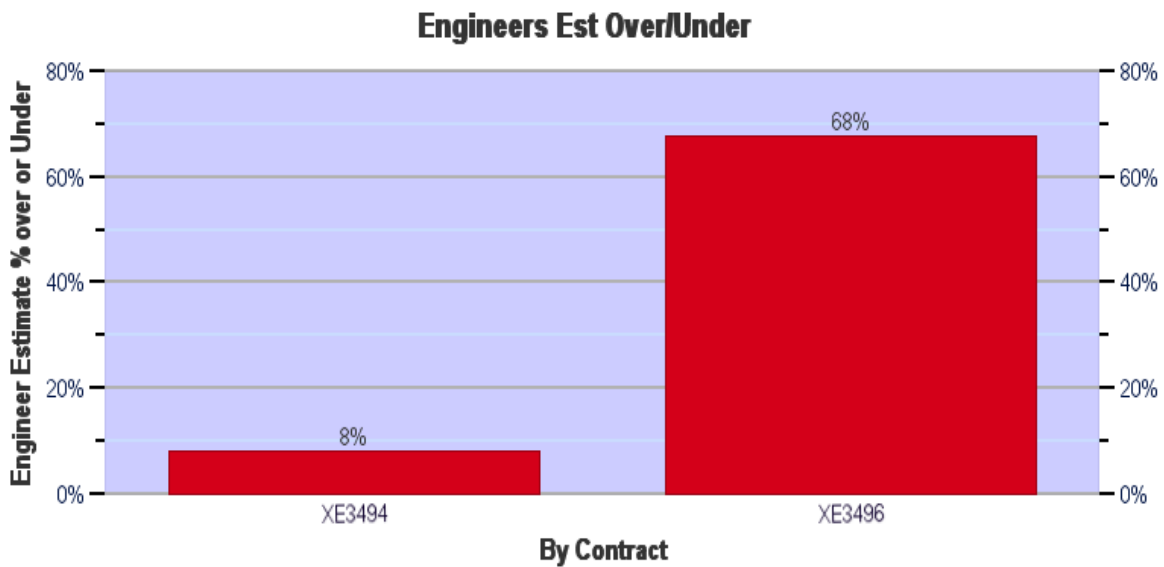


For more information, please contact Kari Beardslee from the WSDOT Design Office at kari.beardslee@wsdot.wa.gov

## Monthly Award to Estimate Comparison February 2024



Contract Number	Title	Award Date	Number of Bidders	Engineer's Estimate	Contract Award Amount	Over / Under Percent
XE3494	Sr 500, Ne 42nd And 54th Ave Intersection	2/7/2024	5	5,214,550.93	5,635,231.85	8.07%
XE3496	Sr 20, Coupeville Ferry Terminal Agent's Off	2/14/2024	1	735,623.90	1,234,840.11	67.86%



\*Awarded but not shown on Projects Awarded graph

Note: Does not include Design Build, Emergency Contracts, On-Call, Single Source or Region Level Small Works Projects

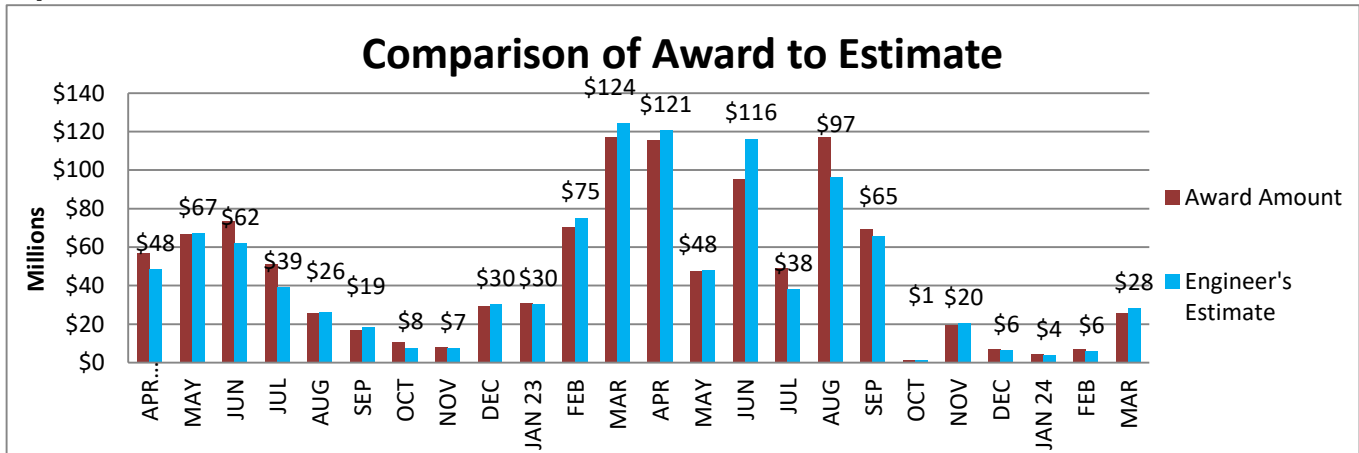


**Washington State  
Department of Transportation**

For more information, please contact Kari Beardslee from the WSDOT Design Office at [beardsk@wsdot.wa.gov](mailto:beardsk@wsdot.wa.gov)

# Awarded Design Bid-Build Contracts: Award to Estimate with Average Number of Bidders by Month

## April 2022 - March 2024



Month	Average Number of Bidders	Number of Projects	Engineer's Estimate	Contract Award Amount	Percent Difference Between Estimate and Award
April	3	12	\$48,412,332.00	\$56,825,919.00	17.4%
May	3	11	\$67,123,435.00	\$66,779,036.00	-0.5%
*# June	3	20	\$60,590,380.00	\$72,586,258.00	19.8%
**June	5	1	\$249,464,179.00	\$285,464,518.00	14.5%
*#July	2	11	\$39,100,128.00	\$51,012,390.00	30.5%
August	4	5	\$26,207,213.00	\$25,859,593.00	-1.3%
September	4	6	\$17,153,854.00	\$18,556,759.00	-7.6%
October	5	2	\$7,677,144.00	\$10,528,722.00	37.1%
November	3	6	\$7,324,685.00	\$8,291,782.00	13.2%
December	4	11	\$30,414,979.00	\$29,651,362.00	-2.5%
January 23	3	8	\$30,848,509.96	\$30,266,108.40	1.9%
February	6	11	\$75,269,637.35	\$70,138,448.49	-6.8%
March	3	11	\$124,371,805.32	\$117,384,615.04	-5.6%
April	3	11	\$120,736,623.72	\$115,718,663.30	-4.2%
May	3	12	\$47,994,846.74	\$47,368,653.66	-1.3%
June	3	10	\$116,327,463.33	\$95,531,785.20	-17.8%
July	3	14	\$38,200,647.00	\$49,030,983.00	28.4%
August	3	8	\$96,569,007.76	\$117,084,712.75	21.2%
September	3	5	\$69,149,363.85	\$65,451,282.95	5.7%
October	9	1	\$1,394,219.00	\$1,432,649.00	2.8%
November	4	3	\$19,388,784.47	\$20,355,533.25	5.0%
December	2	2	\$6,294,800.26	\$7,186,377.00	14.2%
January 24	9	1	\$3,656,341.00	\$3,656,341.00	15.86%
February	3	2	\$6,870,071.96	\$5,950,174.83	15.46%
March	4	8	\$25,683,962.45	\$28,087,077.71	-8.56%

\*Some data not available in CCIS

\*# Data updated after CCIS updated

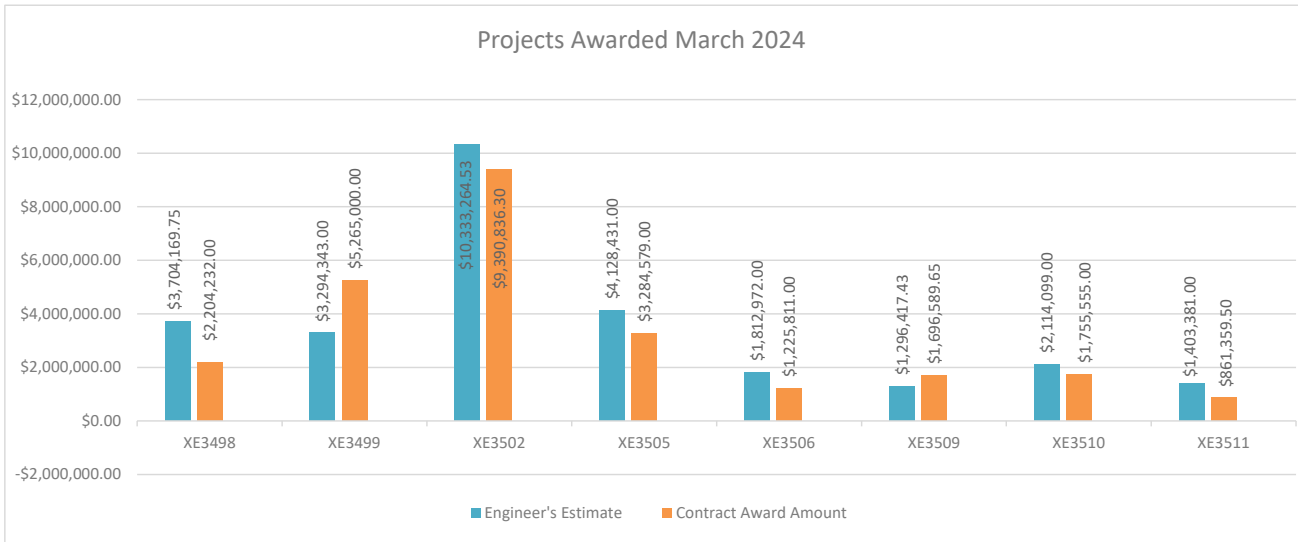
\*\*Also opened in June 2022: Contract 9786 Cabin Cr I/C to West Easton I/C Phase 3 Add Lanes and Wildlife Bridges.

Note: Does not include Design Build, Emergency Contracts, On-Call, Single Source or Region Level Small Works Projects

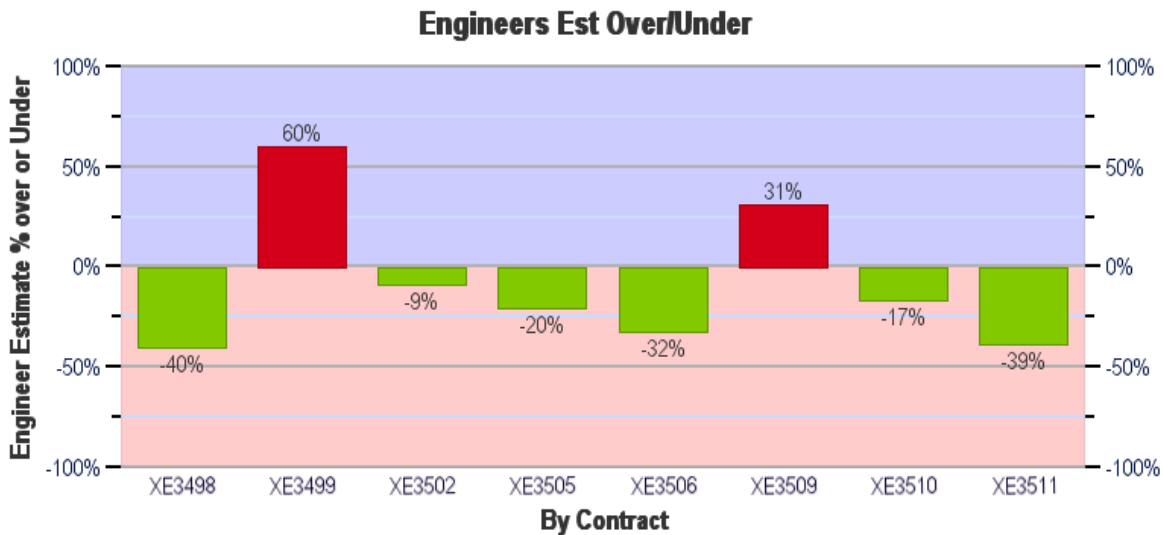


For more information, please contact Kari Beardslee from the WSDOT Design Office at kari.beardslee@wsdot.wa.gov

## Monthly Award to Estimate Comparison March 2024



Contract Number	Title	Award Date	Number of Bidders	Engineer's Estimate	Contract Award Amount	Over / Under Percent
XE3498	Sr 20, Unt To Coal Creek Fish Passage	3/28/2024	6	\$3,704,169.75	\$2,204,232.00	-40.49%
XE3499	I-5, Sb Edgar St To E Gwinn Pl Noise Wall	3/7/2024	6	\$3,294,343.00	\$5,265,000.00	59.82%
XE3502	Sr 104, Paradise Bay - Shine Road & Sr 1 S	3/20/2024	4	\$10,333,264.53	\$9,390,836.30	-9.12%
XE3505	I-5 Et Al., Northwest Region Ramps Hma Pa	3/21/2024	4	\$4,128,431.00	\$3,284,579.00	-20.44%
XE3506	Sr 92, Pilchuck River Ced Woody Debris Re	3/18/2024	3	\$1,812,972.00	\$1,225,811.00	-32.39%
XE3509	Sr 203, High Rock Rd & 203rd St Se Interse	3/21/2024	3	\$1,296,417.43	\$1,696,589.65	30.87%
XE3510	Sr 24 Et Al, Strategic Pavement Preserva 20	3/26/2024	3	\$2,114,099.00	\$1,755,555.00	-16.96%
XE3511	Or - Region Wide Crack Sealing 23-25	3/26/2024	2	\$1,403,381.00	\$861,359.50	-38.62%



\*Awarded but not shown on Projects Awarded graph

Note: Does not include Design Build, Emergency Contracts, On-Call, Single Source or Region Level Small Works Projects



**Washington State  
Department of Transportation**

For more information, please contact Kari Beardslee from the WSDOT Design Office at [beardsk@wsdot.wa.gov](mailto:beardsk@wsdot.wa.gov)